

# Instructional Framework Development Institute

# Outcomes for the Institute

- Guide teacher leaders in developing 1 or more Team Instructional Frameworks (TIFs)
- Begin using TIF(s) in Repertoire to provide more specific feedback
- Gain an “insider’s view” of 1 or more areas of practice

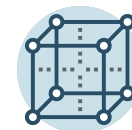
# Our Ultimate Vision

Imagine...

- Having an instructional framework for every major practice teachers use
- Providing grade- and subject-specific feedback aligned with a 4-level rubric designed for that specific practice
- Creating total teacher ownership of these shared expectations

# Do I Have The Right Person?

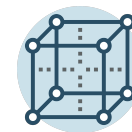
- Good relationship
- Reflective practitioner
- Available bandwidth
- Strong pedagogy





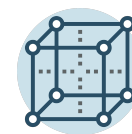
# What Practice Should We Focus On?

- High frequency—used often
- High impact—matters for learning
- High variability—can go well or poorly depending on implementation



# The Focus Conversation—Script

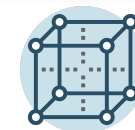
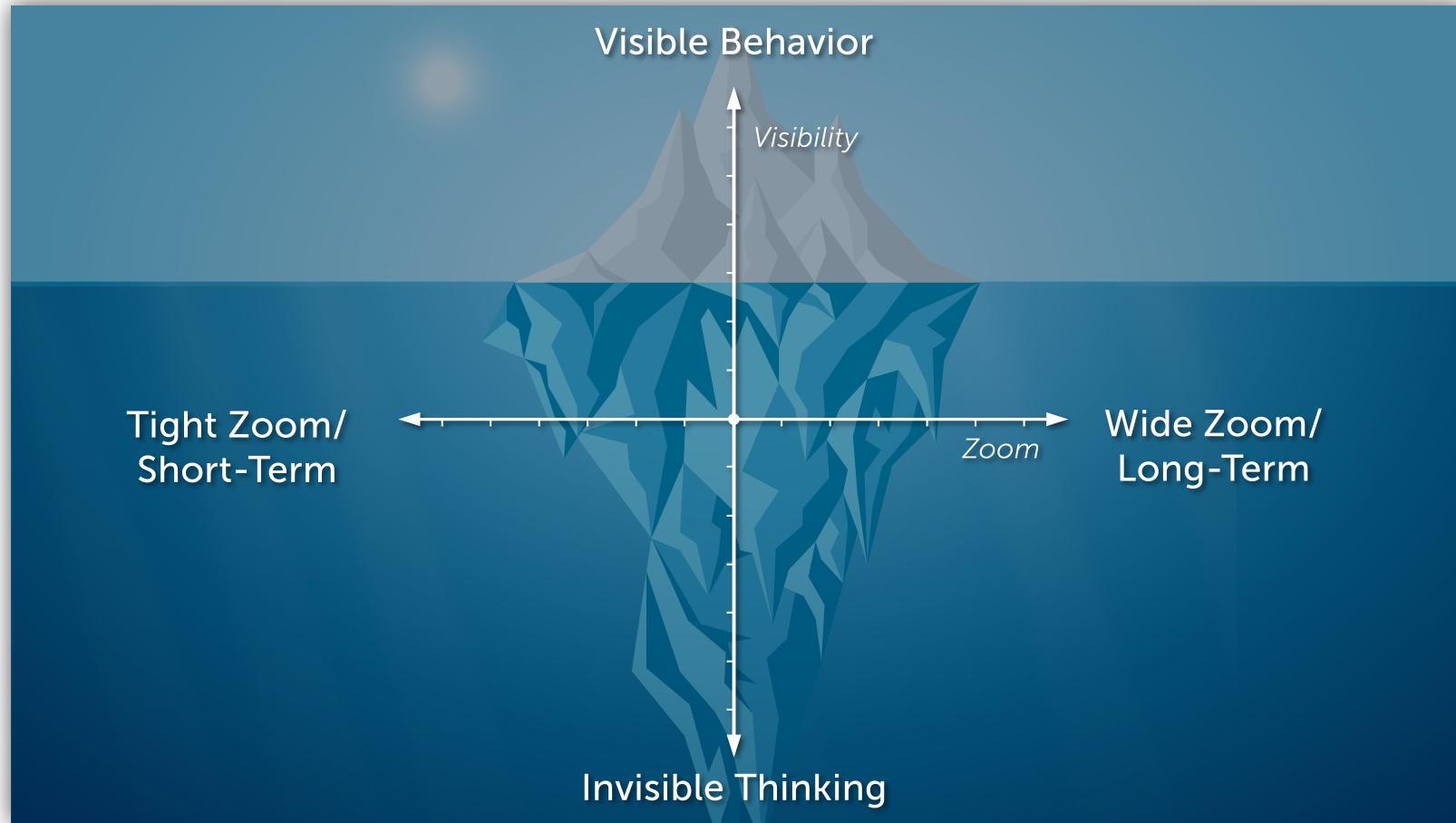
“As I mentioned, I’d like to have a more specific sense of what to look for when I’m observing certain practices in different subjects and grades, and if you’re open to working with me, I’d like to start figuring out what we might focus on. It should be a practice you use frequently that has a major impact on student learning, and requires a considerable level of skill to use well. Is there a practice that you have in mind that I could come see? When would be a good time?”



# The Initial Observation

- Stop by and see the practice in the cooperating teacher's classroom, and talk with the teacher
- Arrange to see the practice in another teacher's classroom, and talk with the teacher (NO feedback)
- If this proves impossible, choose another practice

# Reflect on Visibility & Zoom



## Week 2 Action Steps

- Finalize commitment from one person
- Have a conversation about what practice to develop a TIF for
- Observe that practice in 2 or more classrooms
- Confirm or revise focus